



Property Features

- Extended semi-detached family home
- Living room with stunning feature fireplace
- Dining Room/Family Room
- Modern kitchen with space for appliances
- Three good-sized first-floor bedrooms
- Bonus loft room currently used as a 4th bedroom (no formal permissions)
- Generous, private rear garden enclosed by fencing
- Large summer house ideal for home working or hobbies
- Off-street parking and excellent access to the M40
- Awaiting EPC / Council Tax Band D

Full Description

Located in the highly desirable village of Downley, this beautifully presented and extended three-bedroom semi-detached home offers the perfect blend of character, comfort and contemporary living. Positioned in a peaceful residential setting and surrounded by the Chilterns countryside, the home provides generous living space, modern updates, and exceptional versatility—ideal for families, commuters and those seeking a village lifestyle with excellent connectivity.

Upon entering, a welcoming hallway sets an inviting tone, leading into the heart of the home. The modern galley kitchen is a standout feature, tastefully designed with sleek cabinetry, ample worktop space and quality fixtures with space for appliances. A useful lobby area to the rear provides additional storage and convenient access to the garden, making day-to-day living wonderfully practical.

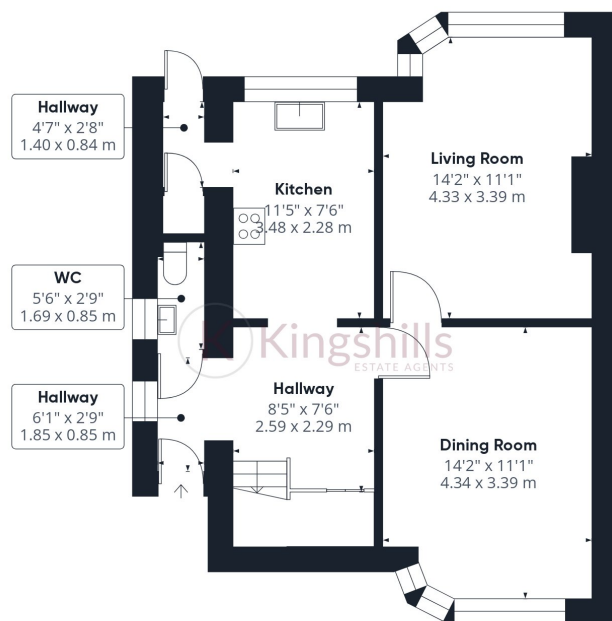
The ground floor further benefits from a spacious lounge, complete with an attractive open fireplace and a lovely bay window framing views over the rear garden—an ideal setting for relaxation or entertaining. Adjacent is the generous second reception room, currently arranged as a dining area but perfectly suited as a playroom, study, or multi-purpose family space, offering great flexibility for evolving household needs. Completing the downstairs accommodation is a handy WC, adding further practicality.

Upstairs, the property offers three well-sized bedrooms, all served by a contemporary family bathroom finished to a high standard. The home also boasts a bonus loft room currently used as a bedroom and for storage, providing valuable additional space that enhances the property's adaptability. Buyers should note that this room does not benefit from the relevant permissions for formal use as a bedroom.

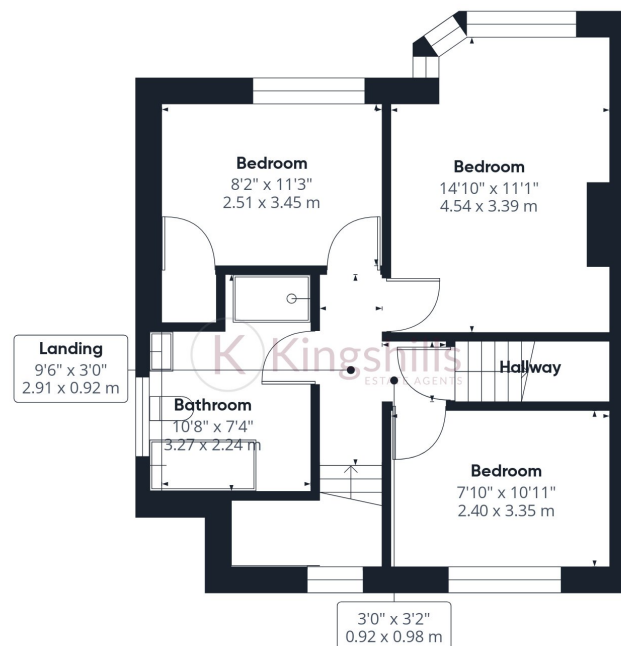
Externally, the home enjoys a generous private garden, well laid out for both relaxation and entertaining. There are decking and patio areas ideal for outdoor dining, along with a sizeable summerhouse equipped with light and power—currently used as a home office and gym, creating an excellent retreat or workspace. The remainder of the garden is laid to lawn and includes a practical storage shed. To the front, the property provides ample driveway parking for multiple vehicles, a rare and highly sought-after benefit in this location.



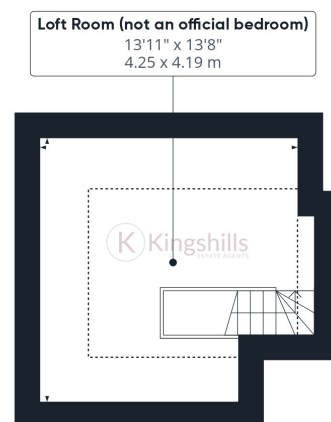




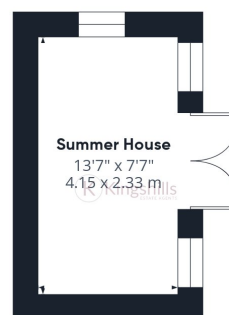
Ground Floor Building 1



Floor 1 Building 1



Floor 2 Building 1



Ground Floor Building 2

Approximate total area^m

1291 ft²

119.9 m²

Reduced headroom

90 ft²

8.3 m²

(1) Excluding balconies and terraces

Reduced headroom

..... Below 5 ft/1.5 m

Calculations reference the RICS IPMS 3C standard. Measurements are approximate and not to scale. This floor plan is intended for illustration only.

GIRAFFE360